



SWEDEN

Nimbus T8

Our legacy evolved



NIMBUS

Our legacy evolved




The Nimbus T8

For all types of day-to-day activities

A multifunctional, well equipped and fast day boat intended for day-to-day activities and water sports, with overnight accommodation for two – a worthy successor to the Nova and R-series.

"The T8 is a Scandinavian day boat that represents a further evolution of the Nova and R-series. The T8 combines elements of design, functionality and DNA from the 230R, 250R and 26 Nova with Nimbus' current classic style – a functional day tender for those who appreciate genuine Scandinavian design and value well-considered solutions and comfort", says Jonas Göthberg, Commercial Director at Nimbus.







Stable, safe and quiet performance

For all types of activities

The T8 is intended for day-to-day social activities, transportation, water sports and leisure activities. It is based on a newly developed air-lubricated stepped hull with excellent seafaring qualities and a low planning threshold. The T8 has a cruising speed of between 20-35 knots, with a maximum speed in excess of 40 knots.

"The T8 provides stable, safe and quiet performance, which makes it easy to operate the boat at high speed, even in

poor weather conditions. The construction, quality, excellent seaworthiness and handling, combined with superior speed resources, invite a more active style of driving that still feels safe and secure, even when really putting the T8 through it's paces", says Joacim Gustavsson, Chief Designer at Nimbus.



Integrated functionality

Freedom of movement

As with the T9, the T8 has a wide walk-around design with generous areas for moving around the boat, which contributes to extra freedom of movement on board and makes it easy to board or leave the boat. In front of the cockpit it is possible to have a "sunbed" which, in combination with the spacious areas on the foredeck, provides room for 4 people. The foredeck conceals a large loading hatch with access to the cabin for easy loading.

The cockpit has inherited the same clean "look-n-feel" as the T9 and can be equipped with 7", 9" or 12" plotter. Reversible driver's seats and a mounted retractable table make it possible to produce a dining area for five people in three easy movements. The aft sofa accommodates 6 people, 3 facing the stern of the boat and 3 facing the bow. The backrest on the aft sofa can be set to three different

positions (angles) depending on how the sofa is being used at the time – seating during a journey (upright position), aft lounge sofa (angled) or full sunbed (folded down). Under the aft sofa there is a retractable refrigerator and an easily accessible equipment area. On the aft deck there is also a shower outlet and two side storage compartments for fenders, mooring lines and shore power.

Below deck there is a two-person berth with integrated ventilation, LED lighting, ample stowage and separate head with sink. An optional galley facility is available via a retractable gas burner next to the hatch with a hand basin on the port side of the cabin. The T8 is available with three different canopy solutions – mooring canopy, spray hood or as a T-top design with a large canopy that covers the entire afterdeck.

T-top with Polycarbonate roof

Protection without detracting

A new feature of the T8 is that it can be equipped with a robust T-top with Polycarbonate roof that provides sun protection without detracting from the open-air feel you want from a day boat. The combination of the T-top and large canopy, which covers the entire afterdeck, makes it possible for 5 people to sit comfortably in a bright and spacious yet sheltered setting. The T8 is approved for a maximum of 8 people.

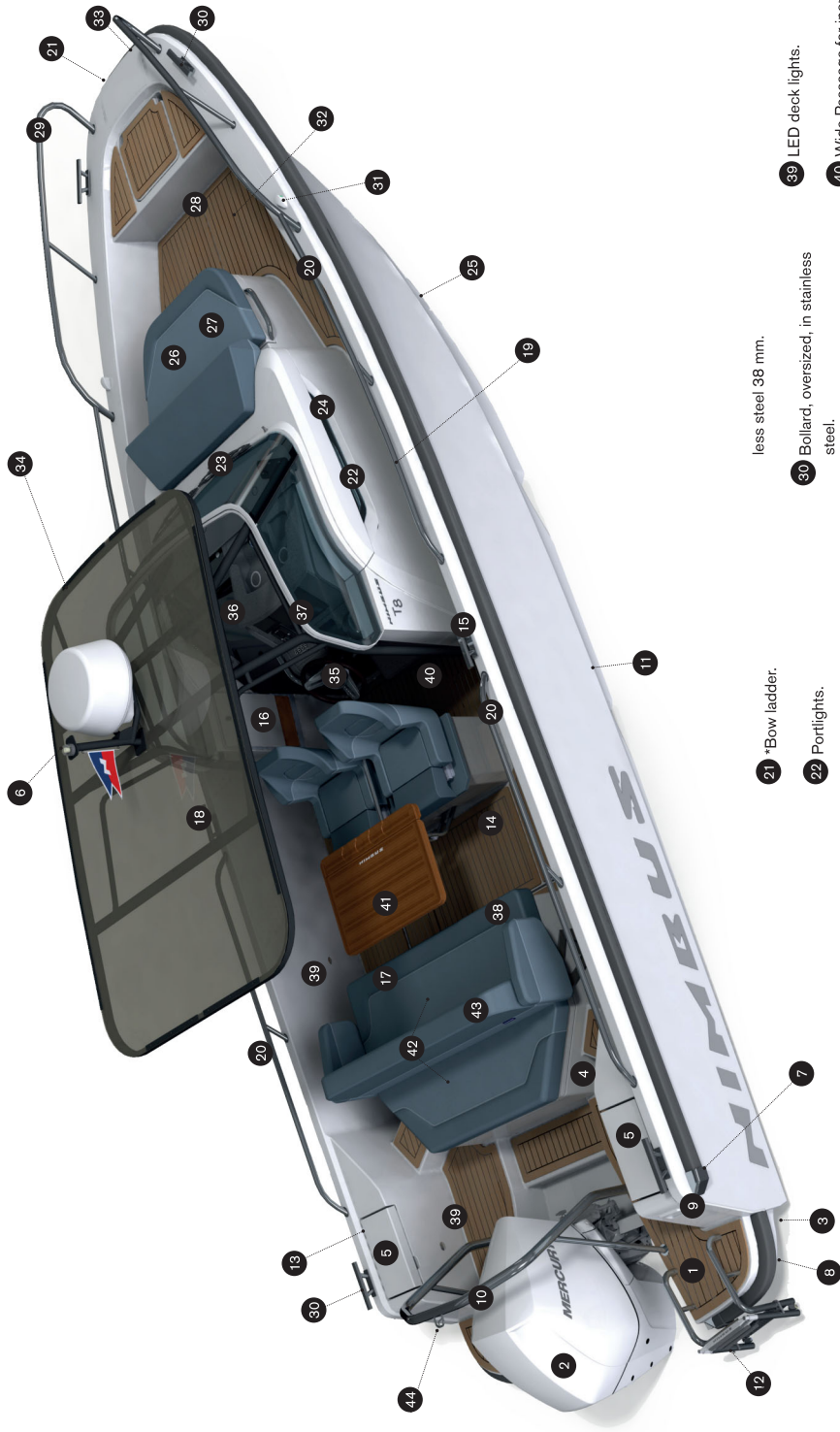
"The Polycarbonate roof on the T-top, in combination with the canopy, makes it possible to stay sheltered during the journey, even when the weather takes a turn for the worse. This extends the boating season and expands the areas of use, not least in Scandinavia", says Jonas Göthberg.



Features & functionality

Nimbus T8

Tender series



- 1** Extended aft platforms for simplified and safe boarding and disembarkment.
- 2** Mercury V6-200 hp, V8-250 hp, V8-300 hp.
- 3** Fully automatic interceptor trim system.
- 4** Shower on transom/aft deck.
- 5** Aft storage compartment for fenders and ropes.
- 6** Top mast for navigation lights and optional equipment such as radar.
- 7** Large sturdy rubber bumper list with stainless steel "endings".
- 8** *Under water LED lights.
- 9** Aft navigation light.
- 10** *Water ski pole.
- 11** Completely new air lubricated stepped hull design, built for exceptional sea worthiness and handling. Speed characteristics +40 knots, cruising speed 20-35 knots.
- 12** Safety ladder.
- 13** *Shore power connector.
- 14** Spacious deck area.
- 15** Bollard (mid ship), extra large, in stainless steel.
- 16** *Gas burner.
- 17** Fuse panel.
- 18** *T-Top with Polycarbonate roof and fully enclosed canopy solutions.
- 19** Walkaround for easy access and maximum movability.
- 20** Handrail in stainless steel for easy and secure movement around the boat.
- 21** *Bow ladder.
- 22** Portlights.
- 23** Wind screen wipers with window wash.
- 24** Integrated ventilation.
- 25** Bow thruster.
- 26** *Daybed seating with backrest on fore deck.
- 27** Large cargo hatch for easy loading and access to cabin.
- 28** Extra large deck area for safe loading, boarding or disembarking.
- 29** Oversized sturdy pulpit in stainless steel 38 mm.
- 30** Bollard, oversized, in stainless steel.
- 31** Integrated navigation lights.
- 32** *Deck in teak or flexiteek.
- 33** *Electric anchor winch integrated in front of hull.
- 34** *Sun shade.
- 35** *HiFi system.
- 36** Sliding door with lock.
- 37** Dashboard can be fitted with 7", 9" or 12" plotters.
- 38** *Optional fridge.
- 39** LED deck lights.
- 40** Wide Passage for increased ease of movement.
- 41** Spacious Lounge area with multiple seating arrangement and dinner table.
- 42** Storage compartments below sofa.
- 43** Folding backrest for sunseat or sunbed.
- 44** *Electric aft anchor winch.

Features or functionality marked with * are options or extra equipment. We reserve the right to make changes to all specifications, features and functionality without notice.

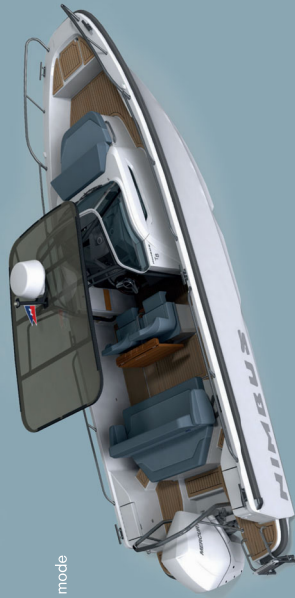
Features & functionality

Nimbus T8 Tender series

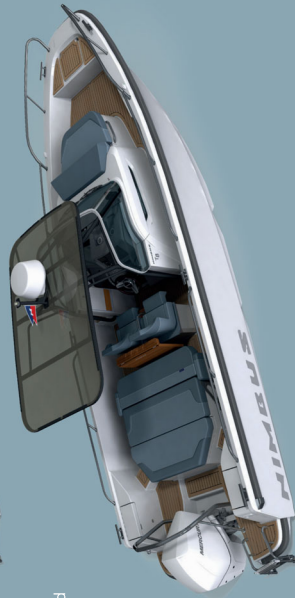
Technical specification (metric/imperial):

Length 8,15 m / 26' 9", Width 2,60 m / 8' 6", Weight MLCC 2510 kg / 5533 lb, Fuel tank 240 l / 63,3 US gal
Water tank 50 l / 13,1 US gal, Grey water tank 48 l / 12,5 US gal, Refrigerator 30 l / 7,7 US gal
CE category C, 8 persons, Number of berths 2, Max speed +40 knots

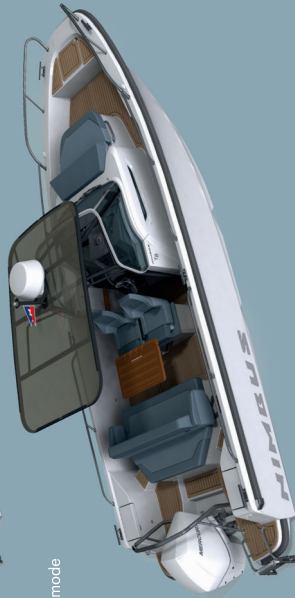
Engine alternatives: Mercury V6 200 hp, Mercury Verado V8 250 hp, Mercury Verado V8 300 hp



T8 T-top driving mode



T8 T-top sunbed



T8 T-top dining mode





- 1 Storage compartment below sofa.
- 2 Fire extinguisher.
- 3 Fuse panel.
- 4 Defroster / heater outlet.
- 5 Dashboard can be fitted with 7" or 9" or 12" plotters.
- 6 Large cargo hatch for easy loading and access to cabin.
- 7 Anchor box and storage.
- 8 Interior courtesy lighting and LED reading lights with USB charger.

- 9 Storage shelves.
- 10 Separate head.
- 11 *Gas burner.
- 12 Double bed.
- 13 *Custom mattress topper for higher comfort.
- 14 Extra large storage compartment below bed.
- 15 Carpet in cabin.
- 16 *Grey water tank.
- 17 *Heater / defroster.
- 18 Hot water boiler.
- 19 Batteries.
- 20 Fresh water tank.
- 21 *230V / 110V electric outlet.
- 22 *Hand basin and storage.
- 23 2 seats in forward direction incl foldable footrest.
- 24 Several Cupholders.

Features or functionality marked with * are options or extra equipment. We reserve the right to make changes to all specifications, features and functionality without notice.




 Follow us at [instagram.com/nimbusboats](https://www.instagram.com/nimbusboats) or at [facebook.com/nimbusworld](https://www.facebook.com/nimbusworld)
 FIND OUR DEALERS AT: WWW.NIMBUS.SE

